



# HOC ORDER FORM

CUSTOMER NAME:	
PHONE NUMBER:	
EMAIL:	

## CHECK EACH BOX TO SELECT YOUR OPTIONS

CHAIR DESIGN (FRAME ONLY):		DESCRIPTION:	
<input type="checkbox"/>	RIGID LITE	\$1,950	A lightweight wheelchair with a simple look
<input type="checkbox"/>	EL TORO	\$2,350	A new swing on an old favorite
<input type="checkbox"/>	MONO SHOCK	\$2,875	An all new suspension design with a clean look and easy push
<input type="checkbox"/>	DUAL SHOCK	\$3,150	Independent suspension chair with unlimited capabilities
<input type="checkbox"/>	CUSTOM	tbd	We are all ears, tell us what you are looking for

EI TORO FRAME ADD-ONS:		
<input type="checkbox"/>	CARBON FRAME PACKAGE (Carbon fiber camber tube and support tube)	\$500

SUSPENSION CHAIR FRAME ADD-ONS:		SHOCK OPTIONS/UPGRADES:			
<input type="checkbox"/>	REINFORCED FRAME	\$250	<input type="checkbox"/>	DNM AIR	STD
<input type="checkbox"/>	REINFORCED FOOTREST	\$125	<input type="checkbox"/>	FOX FLOAT AIR	\$320
<input type="checkbox"/>	REMOVABLE GRIND BAR	\$300			

FRONT END TAPER (leg area):		ERGO SEATING (seat area):			
<input type="checkbox"/>	NONE	STD	<input type="checkbox"/>	ERGO SEAT BEND (bend up)	\$175
<input type="checkbox"/>	V FRONT END	\$100	<input type="checkbox"/>	ERGO LEG BEND (bend in)	\$175
<input type="checkbox"/>	ERGO FRONT END	\$225	<input type="checkbox"/>	CONTOURED SEATING	\$225

FOOTREST OPTIONS:		CLOTHING GUARD OPTIONS			
<input type="checkbox"/>	HOOP ONLY,NO PLATE	STD	<input type="checkbox"/>	NONE	STD
<input type="checkbox"/>	CARBON FIBER PLATE	\$75	<input type="checkbox"/>	CARBON FIBER BOLT ON FENDERS	\$525
<input type="checkbox"/>	DOUBLE FOOT HOOP	\$175	<input type="checkbox"/>	CARBON FIBER W/ WELD ON Ti ROD	\$550
<input type="checkbox"/>	CALF STRAP LOOPS	\$100	<input type="checkbox"/>	REMOVABLE BRACKETS	\$285

SPINERGY REAR WHEELS: All WHEELS COMPLETE WITH TIRES, PUSHRIMS AND TUBES			
<input type="checkbox"/>	BLADE "CXL" (carbon rim)	<input type="checkbox"/>	LITE EXTREME "XLX" X-LACED
<input type="checkbox"/>	SPORT LITE "XSLX" X-LACED	<input type="checkbox"/>	LITE EXTREME "LX"
<input type="checkbox"/>	SPINERGY WIRE WHEEL	<input type="checkbox"/>	OTHER:

REAR WHEEL SIZE:		REAR WHEEL SPOKE COLOR:			HUB COLOR:				
<input type="checkbox"/>	24"(540)	<input type="checkbox"/>	BLACK	<input type="checkbox"/>	WHITE	<input type="checkbox"/>	PURPLE	<input type="checkbox"/>	SILVER
<input type="checkbox"/>	25"(559)	<input type="checkbox"/>	BLUE	<input type="checkbox"/>	ORANGE	<input type="checkbox"/>	YELLOW	<input type="checkbox"/>	BLACK
<input type="checkbox"/>	26"(590)	<input type="checkbox"/>	RED	<input type="checkbox"/>	GREEN	<input type="checkbox"/>	PINK		

TIRES:		PUSHRIMS:		WHEEL LOCKS/BRAKES:		
<input type="checkbox"/>	SCHWALBE MARATHON PLUS	<input type="checkbox"/>		<input type="checkbox"/>	D'S LOCKS	call
<input type="checkbox"/>	SCHWALBE AIRBORNE			<input type="checkbox"/>	PUSH TO LOCK	\$125
<input type="checkbox"/>	PRIMO SENTINEL			<input type="checkbox"/>	SCISSOR BRAKE	\$230
<input type="checkbox"/>	PRIMO RACER (V TREAD)			<input type="checkbox"/>	PULL TO LOCK	\$125
<input type="checkbox"/>	SOLID TIRE:	<input type="checkbox"/>	SHORT TAB			
<input type="checkbox"/>	OTHER:	<input type="checkbox"/>	LONG TAB			

FRONT CASTER FORKS:			CASTER FORK COLOR:		
	FROG LEGS PHASE 1	\$250		BLACK	BLUE
	FROG LEGS PHASE 2 (COMPOSITE)	\$325		SILVER	RED
	FROG LEGS PRO SPORT	\$325		GOLD	PURPLE
	FROG LEGS UNI TIME	\$125		ORANGE	GREEN

CASTER WHEEL SIZE:			CASTER WHEEL COLOR:		
	SKATE WHEEL	\$TBD	ANODIZED COLORS:		
	3"	\$70		BLACK	RED
	4"	\$80		PURPLE	SILVER
	5"	\$85		GOLD	BLUE

SEAT BACK:			UPHOLSTERY MATERIAL:		SEAT BOTTOM:	
	TENSIONABLE UPHOLSTERY	\$200		NYLON MATERIAL	UPHOLSTERY	\$65
	ADI RIGID CARBON	\$750		BREATHABLE MATERIAL	CARBON FIBER	\$175
	ROHO RIGID CARBON	\$800				

IF ORDERING RIGID ADI BACK, PLEASE SELECT OPTIONS BELOW:

BACK :		CONTOUR:		HARDWARE:	
	10 inch		Active (2.5")		FIXED ELITE
	13 inch		Deep (4")		ELITE WIDTH ADJUSTABLE
	16 inch				2 POINT PRO
					QUICK RELEASE

\*\*\* Measure ADI back height by the carbon shell\*\*\*

IF ORDERING RIGID ROHO BACK, PLEASE SELECT OPTIONS BELOW:

BACK HEIGHT:		CONTOUR:	
	10 inch		AG2 MINIMUM (3")
	13 inch		AG3 MID (4")
	16 inch		

\*\*\* Measure ROHO back height by the carbon shell\*\*\*

FOLDING BACK OPTIONS				
	NON LOCKING, ADJUSTABLE	\$300	LOCK UP NON ADJUSTABLE	\$550

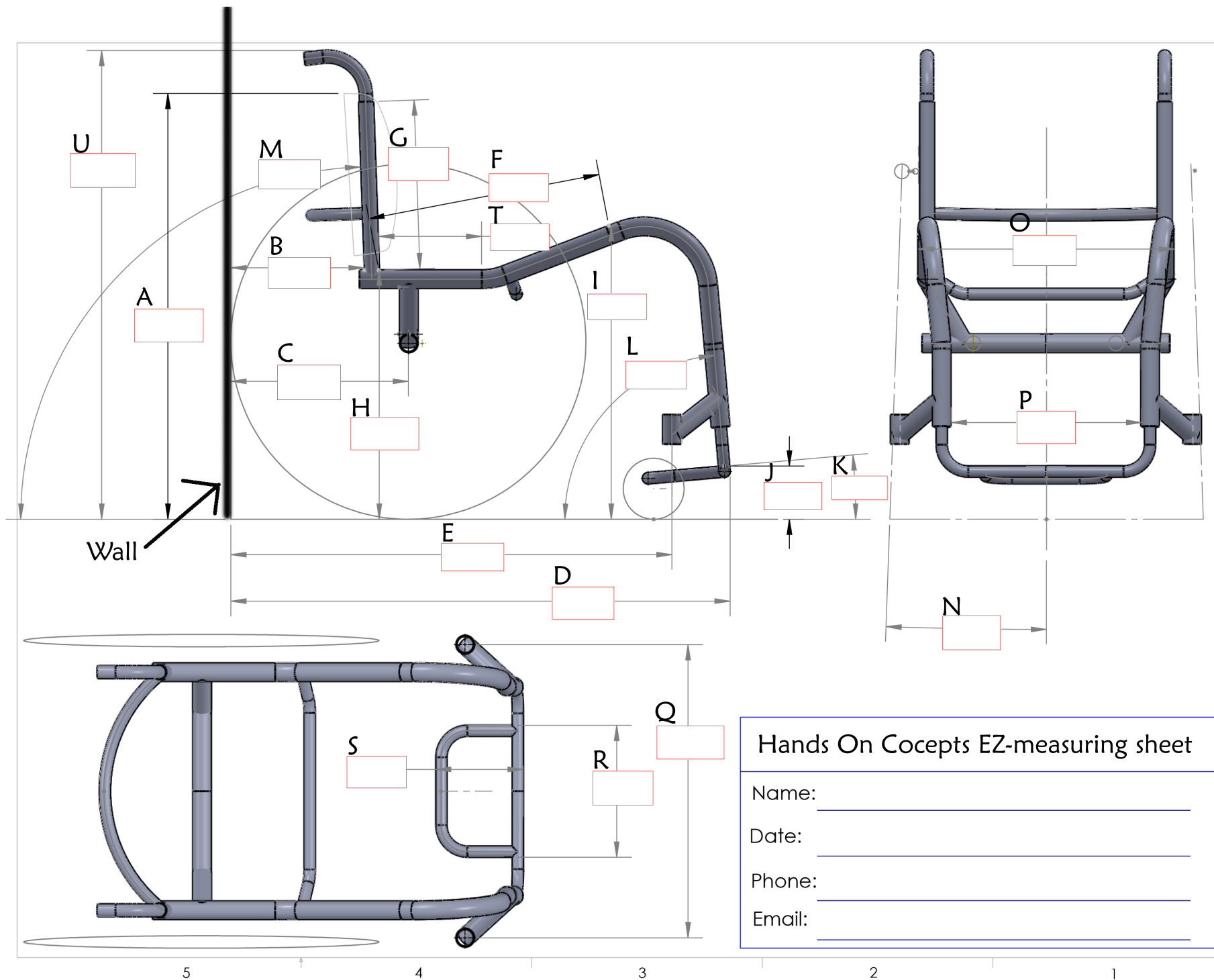
TUBING AND CASTER HOUSING CAPS		
	BLACK PLASTIC CAPS	*PLASTIC CAPS ARE STANDARD
	MACHINED ALUMINUM	1" CAPS : \$17.50 PER CAP, 1-1/4" CAPS : \$20 PER CAP

ANY OTHER REQUESTS?:

PLEASE CALL OR EMAIL FOR PRICING THAT IS NOT SHOWN.

PHONE: 619-396-5925

EMAIL: [INFO@TEAMHOC.COM](mailto:INFO@TEAMHOC.COM)



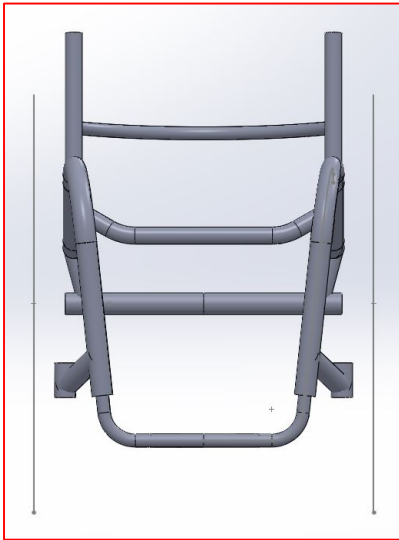
Hands On Cocepts EZ-measuring sheet	
Name:	<input type="text"/>
Date:	<input type="text"/>
Phone:	<input type="text"/>
Email:	<input type="text"/>



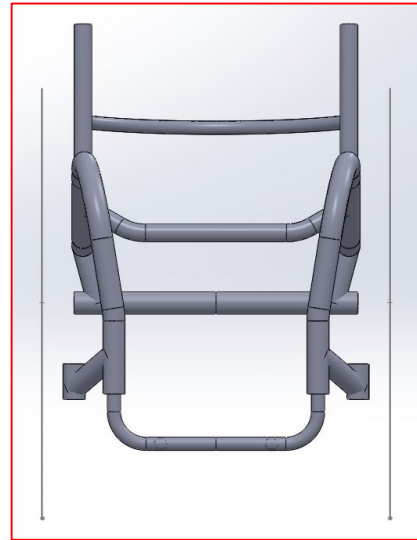
- A- Measure from ground to top of back upholstery or rigid backrest
- B- With both rear wheels against wall, measure from wall to back of back post at the bottom of the post where it meets the seat tube/frame rails
- C- Measure from the wall to the center of your rear wheel. This is easiest to measure to the center of the quick release axle.
- D- Measure the overall length of chair by placing the end of the tape measure against the wall and measuring to the front of the footrest
- E- Measure from the wall to the center of your caster housings
- F- Measure the depth of your seat pan. Measure from back of seat pan to front of seat pan
- G- Measure height of back posts from the seat. Measure from the bottom of the back posts to the top
- H- Measure the rear seat height. Measure from the ground to the back of the seat sling
- I- Measure the front seat height. Measure from the ground to the front of the seat sling
- J- Measure the height of the footrest. Measure from the ground to the top of the footplate at the front of the footrest
- K- Measure the angle of the footrest using an angle measuring app on your cell phone
- L- Measure the angle of the front of your wheelchair frame using an angle measuring app on your cell phone
- M- Measure the angle of the back post using an angle measuring app on your cell phone. If you have a Rigid back, please also measure the angle of the backrest itself
- N- Measure the camber angle of your wheels using an angle measuring app on your cell phone
- O- Measure seat width. Measure from the inside of one clothing guard to the inside of the other. If you do not have clothing guards, measure outside of frame tube to outside of frame tube
- P- Measure the width of the front of your frame from inside of tube to inside of tube where the footrest inserts into the main frame
- Q- Measure the width of your casters from center of caster housing to center of caster housing
- R- Measure width of footrest
- S- Measure depth of footrest from the back of your footrest to the front
- T- If you have ergo seating, measure the flat in your seat rails from back of your seat sling to the point the seat rails start to bend
- U- If you have push canes, measure from the ground to the top of your push canes

## Front End Taper Options:

V Front End:

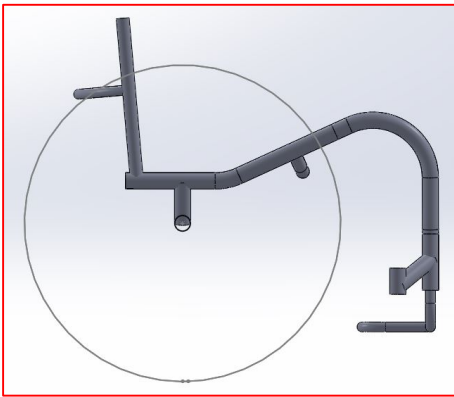


Ergo Front End:

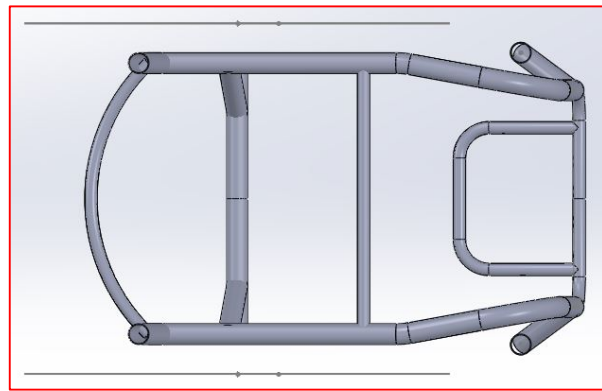


## Ergo Seating Options:

Ergo Seat Bend (bend up):



Ergo Leg Bend (bend in):



Contoured Seating:

