

TiLite TR TRA Order Form

Effective November 15, 2019 (New Items in Red)

DUAL-TUBE RIGID FRAME

Page 1 of 8

DEALER INFORMATION		RTS INFORMATION	
Dealer:	Account #:	RTS:	Phone:
PO:	Ordered By:	Email:	
Email:	SHIP TO INFORMATION		
Mark For:	User Weight:	Name:	Ship Via:
TiLite Sales Rep:	Address:		
TiLite Information:	Promo Code:	City:	State: Zip:
Ship Date:	Order #:	Phone:	Fax:

More options and frame modifications may be available through our Creative Mobility Division! Please contact customer service for details or [click here](#) to view options.

Please Email or Fax to the Permobil Manual Customer Service Team at tilitesales@permobil.com or 866.586.2413 / 509.586.2413



FRAME STYLE

- TAFS1 ☐ **TRA Titanium Frame** (Full Adjustability. 265 Pound Weight Limit. For Rear Seat Width **A** and Seat Depth **B** of 15" or greater, use K0005. For Rear Seat Width **A** and Seat Depth **B** of less than 15", use E1235.).....\$4,345 K0005, E1235
- TRFS1 ☐ **TR Titanium Frame Ultimate TiFIT** (Minimal Adjustability. 265 Pound Weight Limit. For Rear Seat Width **A** and Seat Depth **B** of 15" or greater, use K0005. For Rear Seat Width **A** and Seat Depth **B** of less than 15", use E1235.).....\$250

SMARTDRIVE POWER ASSIST SYSTEM



- ZMAXSD1 ☐ **Permobil Smart Drive MX2+** (SwitchControl comes standard. N/A with rear seat heights less than 13.5", or 20" rear wheels).....\$7,131 E0986
- ZMAXSD6 ☐ **NEW PushTracker E2 OR ZMAXSD7** ☐ **PushTracker**.....**NCO**
- ZMAXSD8 ☐ **SwitchControl with Mono Jack Option**.....**\$150**
- ZMAXSD4 ☐ **Carrying Bag**.....**\$78**

FRAME STYLE

- THDR1 ☐ **Heavy Duty Frame** (Not Available with TR Titanium Frame. 350 Pound Weight Limit. No charge when 20" Rear Seat Width **A** and 20" Seat Depth **B** are selected. Includes Tension Adjustable by Straps Back Upholstery. Requires Folding Aluminum Adjustable Height Backrest, Billet Aluminum Front Wheels, Shadow or Spineroy SPOX Rear Wheels. LX Rear Wheels only available with 0 or 2 degree camber. Not available with Slipstream Fork, Velcro Adjustable Upholstery, Open Loop Footrest, V-Front Taper or Glide™ Forks.).....\$435
- TQST1 ☐ **Q'Strain Adaptable Frame** (350 Pound Weight Limit. No charge when 20" Rear Seat Width **A** and 20" Seat Depth **B** are selected. Includes Tension Adjustable by Straps Back Upholstery. Requires Folding Aluminum Adjustable Height Backrest, Billet Aluminum Front Wheels, Shadow or Spineroy SPOX Rear Wheels. LX Rear Wheels only available with 0 or 2 degree camber. Not available with Slipstream Fork, Velcro Adjustable Upholstery, Open Loop Footrest, V-Front Taper or Glide™ Forks.).....\$435
- TPWR1 ☐ **Power Adaptable Frame** (No charge when 20" Rear Seat Width **A** and 20" Seat Depth **B** are selected. Requires LiteSpeed Billet Aluminum Front Wheels and 0 degree camber. Not available with Single-sided Forks, or Titanium Camber Tubes. Not required for SmartDrive.).....\$340
- TRFR1 ☐ **Reinforced Frame** (No charge when 20" Rear Seat Width **A** and 20" **B** Seat Depth are selected.).....\$340

FRAME FINISHES

- TFF1 ☐ **Satin**.....STD
- SCBT1 ☐ **Satin Finish Buffing Pads**.....\$20
- TFF3 ☐ **Tattooed Titanium™** (Tattoos on front frame tubes. Titanium frame finished in Satin. Tattoos will be trimmed and adjusted to fit your frame.).....\$335

- TFF45 ☐ **Need for Speed**
- TFF44 ☐ **Flower Garden**

- TFF43 ☐ **Mosaic**

- High Gloss Paint** ☐ TFF8 Super Wet Black ☐ TFF10 TiLite Red ☐ TFF29 Neon Pink
- Metallic Paint** ☐ TFF14 Ocean Blue Metallic ☐ TFF15 Tangerine Metallic ☐ TFF30 Acid Green Metallic
- Pearlescent Paint** ☐ TFF17 Midnight Blue Pearl ☐ TFF18 White Pearl
- Matte Paint** ☐ TFF19 Black Lava ☐ TFF27 Titanium Grey
- Candy Paint** ☐ TFF22 Ruby Red ☐ TFF23 Azure Blue ☐ TFF25 Electric Plum
- Matte Textured Paint** ☐ TFF40 Hyper Blue ☐ TFF41 Flame Orange ☐ TFF42 OD Green.....STD

COLOR ANODIZE PACKAGE

(Color Anodize Package includes: Aluminum Camber Tube (Color Anodize not available with Power Adaptable Camber Tube), Camber Mount, Footrest Clamp, Caster Mount, Footrest Clamp, Caster Fork, Caster Cap and Agility Carbon Back clamps. If no anodize color is selected, the default will be black.)

- ☐ TANO1 Black.....STD
- ☐ TANO5 Sapphire ☐ TANO3 Red Pepper ☐ TANO6 Burnt Orange ☐ TANO8 Ultraviolet ☐ TANO9 Fuchsia.....\$170



Permobil.com
2701 West Court Street | Pasco, Washington 99301
509.586.6117 Tel | 800.545.2266 Toll-Free
509.586.2413 Fax | 866.586.2413 Toll-Free Fax

OF0026 TR TRA 201904RevD

TiLite TR TRA Order Form

Effective November 15, 2019 (New Items in Red)

DUAL-TUBE RIGID FRAME

Page 2 of 8

TiFit: TAILORED INDIVIDUALIZED FRAME

REAR SEAT WIDTH ④ Measure from outside of seat tube at back post to the outside of the opposite seat tube at back post.

TSW1 ☐ 12" ☐ 13" ☐ 14" ☐ 15" ☐ 16" ☐ 17" ☐ 18" ☐ 19".....STD
TSW2 ☐ 20" (HCPCS code only applies to 20" Rear Seat Width ④).....\$495

FRONT SEAT WIDTH (SEAT TAPER) ① Measure from inside of front frame tube to inside of opposite front frame tube. (Required with V-Front End ①. Not Available with Standard Front End ①.)

TFSW1 ☐ No Taper.....STD
TFSW2 ☐ 1" Taper (3" Narrower than Rear Seat Width ④. Includes Tension Adjustable by Straps Seat Upholstery.).....\$280
TFSW4 ☐ 2" Taper (4" Narrower than Rear Seat Width ④. Includes Tension Adjustable by Straps Seat Upholstery.).....\$280

SEAT DEPTH ⑤ Measure from front of back post to the front edge of seat sling. Frame bend will start .5" in front of seat sling unless Custom Frame Depth is specified, or the combination of specifications affect the rolling dynamics of the chair.

TSD1 ☐ 12" ☐ 13" ☐ 14" ☐ 15" ☐ 16" ☐ 17" ☐ 18" ☐ 19".....STD
TSD2 ☐ 20".....\$540
TSD3 ☐ Custom Frame Depth: _____" Frame Depth Longer or Shorter Than Seat Depth (Measure from front of seat sling to beginning of frame bend. Ranges from 0.5" to 2" and can be given as specific as 1/4" increments. A Custom Frame Depth outside specified range may be available through our Creative Mobility Division. A Custom Frame Depth of 20" will have an additional charge).....NCO

ERGONOMIC SEAT ① Measure from front of back post to beginning of upward bend of seat tube.

TERG1 ☐ TR Ergonomic Seat (Not available with Tension Adjustable Bolt On Seat Upholstery)
☐ 5" ☐ 6" ☐ 7" ☐ 8" ☐ 9".....\$340
TERG2 ☐ TRA Ergonomic Seat (Not available with V-Front or Seat Taper, Seat Back that Locks When Folded, Desk Arms, Depth Adjustable Backrests, Fold Down Rigid Sideguards, Fendered Adjustable Sideguards, Solid Seat, Tension Adjustable Bolt On Seat Upholstery, or the Curve cushion.)
☐ 6" (Minimum Seat Depth ⑤ 12") ☐ 7" (Minimum Seat Depth ⑤ 12")
☐ 8" (Minimum Seat Depth ⑤ 13").....\$400

FRONT SEAT HEIGHT ⑥ Measure from floor to top of seat tube at front edge of seat sling.

TFSH1 ☐ 15" ☐ 15.5" ☐ 16" ☐ 16.5" ☐ 17" ☐ 17.5" ☐ 18" ☐ 18.5" ☐ 19" ☐ 19.5"
☐ 20" ☐ 20.5" ☐ 21".....STD

REAR SEAT HEIGHT ⑥ Measure from floor to top of seat tube at back post.

Rear Wheel Size	Rear Seat Height
20"	12.5"-20"
22"	13.5"-20"
24"	14.5"-20" (15" on TRA)
25"	15.0"-20"
26"	15.5"-20"

TRSH1 ☐ 12.5" ☐ 13" ☐ 13.5" ☐ 14" ☐ 14.5" ☐ 15" ☐ 15.5" ☐ 16" ☐ 16.5"
☐ 17" ☐ 17.5" ☐ 18" ☐ 18.5" ☐ 19" ☐ 19.5" ☐ 20".....STD

FRONT ANGLE ① Measure from frame front to floor.

TFA1 ☐ 70° ☐ 75° ☐ 80° ☐ 85° (Not available with 6" Front Wheels.) ☐ 90° (Not available with 5" or 6" Front Wheels.).....STD

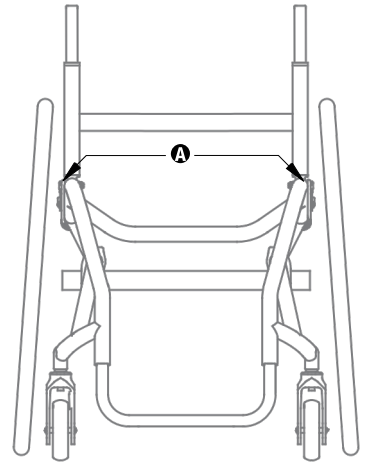
SEAT TO FOOTEST ⑥/FOOTESTS Measure from front edge of seat sling to top rear of footrest.

Standard Footrests Measurement must be at least 2" shorter than Front Seat Height ⑥.

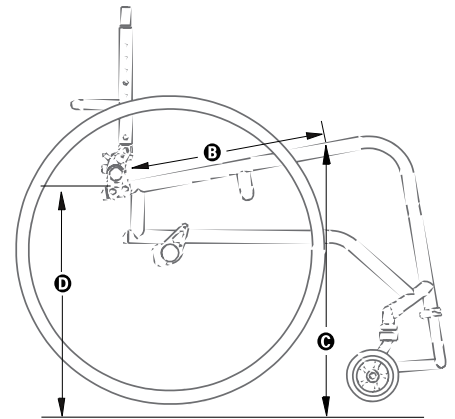
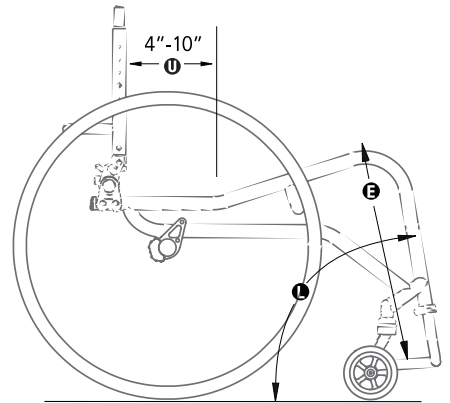
☐ 13.5" ☐ 14" ☐ 14.5" ☐ 15" ☐ 15.5" ☐ 16" ☐ 16.5" ☐ 17" ☐ 17.5" ☐ 18"
☐ 18.5" ☐ 19"

TFTR3 ☐ Angle Adjustable Footrest.....STD
TFTR1 ☐ Titanium Footrest w/Flat ABS Cover.....\$200
TFTR2 ☐ Titanium Open Loop Footrest.....\$255
TFTR12 ☐ Flip-Back Footrest (Not available with ABS Cover with 2" Sides or Front Roller.).....\$225
High Mount Footrest
☐ 7"-9" ☐ 9"-11" ☐ 11"-13" Set at _____ (Use 1/2" increments)
TFTR4 ☐ Angle Adjustable High Mount Footrest.....\$100

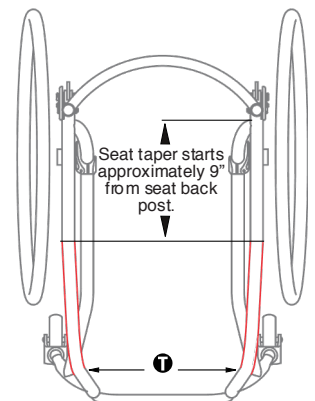
E2201



E2203



K0040, K0045



K0040

TiLite TR TRA Order Form

Effective November 15, 2019 (New Items in Red)

DUAL-TUBE RIGID FRAME

Page 3 of 8

TiFit: TAILORED INDIVIDUALIZED FRAME

FOOTREST WIDTH ❶ or **❷** Select either a Standard Front End ❶ if no Seat Taper ❶ is selected or a V-Front End ❷ if a Seat Taper ❶ is selected.

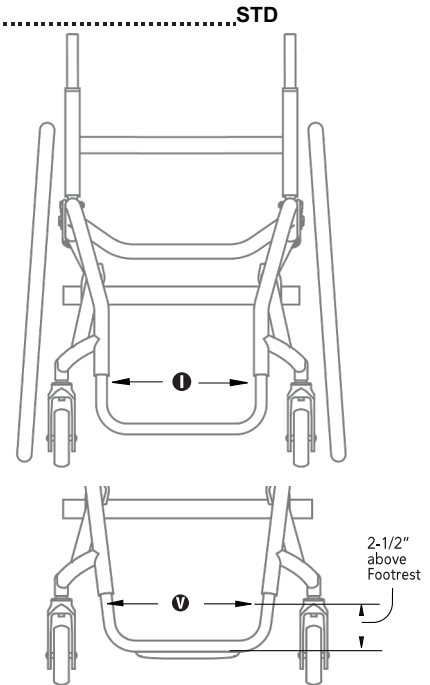
STANDARD FRONT END ❶ Find your Rear Seat Width **A** in the Chart below and select one of the options to the right. Measure from inside of front frame tube to inside of opposite front frame tube.

TFE1 ☐ **NO V-Front Taper**.....**STD**

REAR SEAT WIDTH A (Outside Measurement)	FOOTREST WIDTH ❶		
	No Taper (2" Narrower than Rear Seat Width)	2" Taper (4" Narrower than Rear Seat Width)	4" Taper (6" Narrower than Rear Seat Width)
12"	<input type="checkbox"/> 10"	<input type="checkbox"/> 8"	
13"	<input type="checkbox"/> 11"	<input type="checkbox"/> 9"	
14"	<input type="checkbox"/> 12"	<input type="checkbox"/> 10"	<input type="checkbox"/> 8"
15"	<input type="checkbox"/> 13"	<input type="checkbox"/> 11"	<input type="checkbox"/> 9"
16"	<input type="checkbox"/> 14"	<input type="checkbox"/> 12"	<input type="checkbox"/> 10"
17"	<input type="checkbox"/> 15"	<input type="checkbox"/> 13"	<input type="checkbox"/> 11"
18"	<input type="checkbox"/> 16"	<input type="checkbox"/> 14"	<input type="checkbox"/> 12"
19"	<input type="checkbox"/> 17"	<input type="checkbox"/> 15"	<input type="checkbox"/> 13"
20"	<input type="checkbox"/> 18"	<input type="checkbox"/> 16"	<input type="checkbox"/> 14"

V-FRONT END ❷ Measure from inside of front frame tube to inside of opposite front frame tube 2-1/2" above footrest. (Titanium Footrests have 1" of adjustment up and down. Not available with Ergonomic Seat frames.)

TFE2 ☐ V-Front Taper.....**\$290**
☐ 9" ☐ 10" ☐ 11" ☐ 12" ☐ 13" ☐ 14" ☐ 15"



BACK SUPPORTS

SSH3 Back Support Installation ☐ Install Back OR ☐ Do Not Install Back.....**NCO**

ROHO® AGILITY® ACTIVE ALUMINUM BACK SUPPORT

Shell Height ☐ 8" ☐ 10"
 BRS14 ☐ Min Contour AGILITY Active with Foam.....**\$695** **E2620**
 BRS15 ☐ Mid Contour AGILITY Active with Foam.....**\$695** **E2620**

ROHO® AGILITY® ACTIVE CARBON BACK SUPPORT

Shell Height ☐ 10" ☐ 13" ☐ 16"
☐ Min Contour ROHO AGILITY Carbon Back with Foam w/ Air Insert
 BRS7 Foam w/ Air Insert.....**\$720** **E2620**
 ACB1 AGILITY™ Active Carbon Upgrade (Not available with Bolt-on Push Handles).....**\$370**
 Fixed Hardware.....**NCO**
☐ Mid Contour ROHO AGILITY Carbon Back with Foam w/ Air Insert
 BRS9 Foam w/ Air Insert.....**\$720** **E2620**
 ACB2 AGILITY Active Carbon Upgrade (Not available with Bolt-on Push Handles).....**\$370**
 Fixed Hardware.....**NCO**

COMFORT ACTA-EMBRACE™

Shell Height ☐ 10" ☐ 12" ☐ 14" ☐ 16"
 SBRS16 ☐ Acta-Embrace Back with 2-PT Quick Release Compass Hardware.....**\$560** **E2613**
 CPSB1 ☐ Comfort Privacy Shield.....**\$40**

COMFORT ACTA-RELIEF

Shell Height ☐ 10" ☐ 12" ☐ 14" ☐ 16"
 SBRS13 ☐ Acta-Relief Back with 2-PT Quick Release Compass Hardware.....**\$730** **E2615**
 CPSB1 ☐ Comfort Privacy Shield.....**\$40**

BACK UPHOLSTERY (Want more seating options? [Click here](#) to view the new TiLite Seating Order Form.)

TBUP2 ☐ Velcro Adjustable (Not available with Fold-Down Push Handles.).....**STD**

Tension Adjustable by Straps (Required with Fold-Down Push Handles.)

TBUP3 ☐ Padded Nylon.....**\$340** **E2611**
 TBUP5 ☐ AIR Breathable Upholstery (Not available with Ultrasuede Backrest Stripe.).....**\$340** **E2611**
 TUPC3 Ultrasuede Backrest Stripe ☐ Black.....**\$105**
 TBUP0 ☐ Omit Back Upholstery.....**NCO**

TiLite TR TRA Order Form

Effective November 15, 2019 (New Items in Red)

DUAL-TUBE RIGID FRAME

Page 4 of 8

TiFit: TAILORED INDIVIDUALIZED FRAME

SEAT BACK TYPE/PUSH HANDLES/SEAT BACK HEIGHT **F** Measure from top of back post to top of seat tube at rear of frame.

TSB1 ☐ Folding Aluminum Adjustable Height w/Precision Lock Back.....STD

SEAT BACK TYPE/PUSH HANDLES/SEAT BACK HEIGHT

TSB2 ☐ Folding Titanium Adjustable Height w/Precision Lock Back and Rounded Rigidizer Bar (Titanium back will match Frame Finish. Not available with Bolt-On Push Handles.).....\$255

TSB15 ☐ Non-Folding, Fixed Height Titanium with New Rounded Rigidizer Bar (Not Available with TRA. Titanium back will match Frame Finish. Not available with Push Handles.).....\$290

TISHAFT™ BACK RELEASE BARS (Not available with Non-Folding, Fixed Height Titanium Back.)

TSB3 ☐ Aluminum.....STD

TSB5 ☐ Carbon Fiber.....\$75

PUSH HANDLES

TSB6 ☐ Integrated Push Handles.....NCO

TSB7 ☐ Integrated Fold-Down Push Handles (Requires Tension Adjustable by Straps Back Upholstery.).....\$115

TSB8 ☐ Bolt-On Push Handles (Includes 4" Deep Backrest Rigidizer Bar. Not available with Ti Back.).....\$200

TSB9 ☐ Bolt-On Height-Adjustable Push Handles (Includes 4" Deep Backrest Rigidizer Bar. Not available with Ti Back.).....\$335

FOLDING SEAT BACK HEIGHT **F** (TSB1 and TSB2)

Push Handles (Selected Above)	Short	Medium	Tall	Set at: (Use 1/8" increments)
None/ Bolt-On	<input type="checkbox"/> 9.5"-12.5"	<input type="checkbox"/> 13"-17.5"	<input type="checkbox"/> 17"-21.5"	Set at: _____
Integrated	<input type="checkbox"/> 11.5"-13.5"	<input type="checkbox"/> 14.5"-17.5"	<input type="checkbox"/> 18.5"-21.5"	Set at: _____
Integrated Fold-Down	<input type="checkbox"/> 14"-16.5"	<input type="checkbox"/> 15"-19.5"	<input type="checkbox"/> 19.5"-22"	Set at: _____

NON-FOLDING, FIXED-HEIGHT **F TITANIUM SEAT BACK** with New Rounded Rigidizer Bar (TSB15) (Titanium back will match Frame Finish. Required for fixed Side Guards. Not available with Swing Away Tubular or Swing Away - Flip Back Tubular Armrests and Integrated Push Handles, Integrated Fold-Down Push Handles or Bolt-On Height Adjustable Push Handles.)

☐ 5" ☐ 5.5" ☐ 6" ☐ 6.5" ☐ 7" ☐ 7.5" ☐ 8" ☐ 8.5" ☐ 9" ☐ 9.5" ☐ 10" ☐ 10.5" ☐ 11" ☐ 11.5" ☐ 12" ☐ 12.5" ☐ 13"
☐ 13.5" ☐ 14" ☐ 14.5" ☐ 15" ☐ 15.5" ☐ 16" ☐ 16.5" ☐ 17" ☐ 17.5" ☐ 18" ☐ 18.5" ☐ 19" ☐ 19.5" ☐ 20"

AVAILABLE ON ALL BACKS

TSB11 ☐ Backrest that Locks when Folded (Not available with Ergonomic Seat.).....STD

TSB12 ☐ 4" Deep Backrest Rigidizer Bar (Not available with a Non-Folding, Fixed Height Titanium Seat Back Type. 4" Deep Rigidizer Bar is NOT a rounded style rigidizer bar.).....NCO

SEAT BACK ANGLE **G** Measure angle from front of back post to floor.

TSBA1 **Folding Back**
☐ 80° ☐ 83° ☐ 86° ☐ 89° ☐ 92° ☐ 95° ☐ 98° ☐ 101°.....STD

TSBA1 **Non-Folding Back**
☐ 80° ☐ 81° ☐ 82° ☐ 83° ☐ 84° ☐ 85° ☐ 86° ☐ 87° ☐ 88° ☐ 89° ☐ 90°
☐ 91° ☐ 92° ☐ 93° ☐ 94° ☐ 95° ☐ 96° ☐ 97° ☐ 98° ☐ 99° ☐ 100° ☐ 101°.....NCO

CENTER OF GRAVITY **H** Measure from front of back post at the seat tube to the center of the rear axle. If no center of gravity is selected, chair will ship with the center of gravity in the rearward-most position.

TCOG1 ☐ 1" ☐ 1.25" ☐ 1.5" ☐ 1.75" ☐ 2" ☐ 2.25" ☐ 2.5" ☐ 2.75" ☐ 3" ☐ 3.25"
☐ 3.5" ☐ 3.75" ☐ 4" ☐ 4.25" ☐ 4.5" ☐ 4.75" ☐ 5".....STD

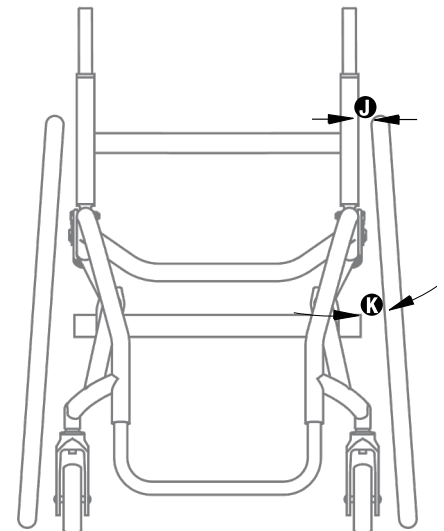
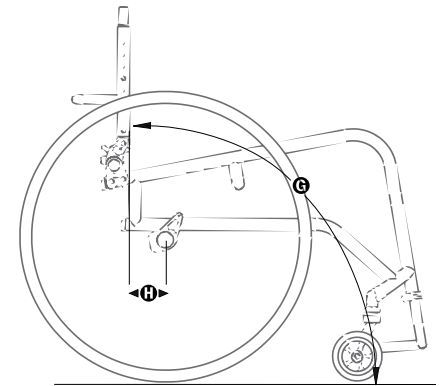
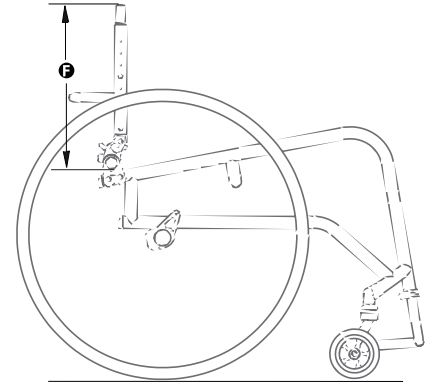
REAR WHEEL SPACING **I/PLUGS** Measure from outside of seat back post to inside of rear tire. TRA 0.75" Rear Wheel Spacing not available with 0° or 2° Camber **K**. Ergonomic Seat selection may limit available center of gravity.

TRWS1 ☐ .75" ☐ 1" ☐ 1.25".....STD

TCBR12 ☐ Adjustable Rear Wheel Spacing Camber Plugs (Not available with Power Adaptable Frame.).....STD

TCBR9 ☐ Additional Spacers to Increase Rear Wheel Spacing.....NCO

TCBR11 ☐ Zero Play Aluminum Camber Plugs (Not available with Power Adaptable Frame or more than 6° of Camber **K**.).....NCO



TiLite TR TRN Order Form

Effective November 15, 2019 (New Items in Red)

DUAL-TUBE RIGID FRAME

Page 5 of 8

TiFit: TAILORED INDIVIDUALIZED FRAME

SEAT UPHOLSTERY

TSUP1	<input type="checkbox"/> Tension Adjustable Bolt On (Not available with Ergonomic Seat or Tapered Seat ①. Black only.)	STD	
TSUP2	<input type="checkbox"/> Tension Adjustable by Straps (Standard with Ergonomic Seat and FSW (Seat Taper) ① of 1", 2" or 3". Black upholstery only.)	\$185	
TSUP8	<input type="checkbox"/> Aluminum Solid Seat (Not available with 10" or 11" Rear Seat Width ② or Ergonomic Seat ①.)	\$285	E2231
TSUP0	<input type="checkbox"/> Omit Seat Upholstery	NCO	

SEAT CUSHION (Want more seating options? [Click here](#) to view the new TiLite Seating Order Form.)

TCSH2	<input type="checkbox"/> Comfort Curve Cushion (Stretch-Air cover)	\$120	E2601
TCSH23	<input type="checkbox"/> Comfort Acta-Embrace™ Comfort-Tek Zero Elevation Cushion	\$360	E2607
TCSH11	<input type="checkbox"/> ROHO Single Compartment (Fits seat widths 14" to 19") Profile: <input type="checkbox"/> Low <input type="checkbox"/> Mid <input type="checkbox"/> High	\$525	E2622
TCSH14	<input type="checkbox"/> ROHO Quadtro Select (Fits seat widths 14" to 19") Profile: <input type="checkbox"/> Low <input type="checkbox"/> Mid <input type="checkbox"/> High	\$525	E2624

CAMBER ③/CAMBER TUBES

TCBR1	<input type="checkbox"/> 0° <input type="checkbox"/> 2° <input type="checkbox"/> 4° <input type="checkbox"/> 6° (8° of Camber ③ may be available through our Creative Mobility Division.)	STD	
TCBR15	<input type="checkbox"/> Aluminum Camber Tube	STD	
TCBR6	<input type="checkbox"/> NEW Carbon Fiber Camber Tube (Not available with 6° of Camber ③ and seat widths greater than 18")	\$240	
TCBR3	<input type="checkbox"/> Titanium Camber Tube (Not available with Power Adaptable Frame.)	\$200	

CUSTOM CONFIGURATION OPTIONS

FRONT WHEELS

TFW24	<input type="checkbox"/> 3"x1.5" LiteSpeed Billet Aluminum Wheel w/Soft Roll Tire <input type="checkbox"/> Silver Hub OR <input type="checkbox"/> Black Hub	\$190	
TFW14	<input type="checkbox"/> 4"x.75" Plastic Wheel w/Poly Tire (Not available with Slipstream Fork or Power Adaptable Frame.)	NCO	
TFW3	<input type="checkbox"/> 4"x.75" Light-Up Micro-Caster (Not available with Slipstream Fork or Power Adaptable Frame.)	\$80	
TFW26	<input type="checkbox"/> 4"x1.5" LiteSpeed Plastic Wheel w/Soft Roll Tire (Not available with Power Assist, Power Add-on System or Heavy Duty Frame.)	\$95	
TFW27	<input type="checkbox"/> 4"x1.5" LiteSpeed Billet Aluminum Wheel w/Soft Roll Tire <input type="checkbox"/> Silver Hub OR <input type="checkbox"/> Black Hub	\$200	
TFW6	<input type="checkbox"/> 5"x1" Plastic Wheel w/Poly Tire (Not available with 90° Front Angle ④, Slipstream Fork or Power Adaptable Frame.)	NCO	
TFW28	<input type="checkbox"/> 5"x1.5" LiteSpeed Plastic Wheel w/Soft Roll Tire (Not available with 90° Front Angle ④ or Power Adaptable Frame.)	\$95	
TFW30	<input type="checkbox"/> 5"x1.5" LiteSpeed Billet Aluminum Wheel w/Soft Roll Tire <input type="checkbox"/> Silver Hub OR <input type="checkbox"/> Black Hub (Not available with 90° Front Angle ④.)	\$215	
TFW9	<input type="checkbox"/> 6"x1" Plastic Wheel w/Poly Tire (Not available with 85° or 90° Front Angle ④, Slipstream Fork or Power Adaptable Frame.)	NCO	
TFW32	<input type="checkbox"/> 6"x1.5" LiteSpeed Plastic Wheel w/Soft Roll Tire (Not available with 85° or 90° Front Angle ④, Slipstream Fork or Power Adaptable Frame.)	\$100	
TFW33	<input type="checkbox"/> 6"x1.5" LiteSpeed Billet Aluminum Wheel w/Soft Roll Tire <input type="checkbox"/> Silver Hub OR <input type="checkbox"/> Black Hub (Not available with 85° or 90° Front Angle ④ or Slipstream Fork.)	\$225	

PRECISION LOCK FRONT FORKS

TFK1	<input type="checkbox"/> TiLite Standard Fork	STD	
TFK2	<input type="checkbox"/> TiLite Slipstream Single-Sided Fork (Not available with Power Adaptable Frame.)	\$170	
TGL1	<input type="checkbox"/> Out-Front Glide™ Suspension Fork (Black anodize only.)	\$485	E1015
	Rider's Weight: <input type="checkbox"/> 125 lbs. <input type="checkbox"/> 125-180 lbs. <input type="checkbox"/> 180-265 lbs.		
TTFS1	<input type="checkbox"/> Titanium Fork Stem	\$60	

STANDARD REAR WHEELS (See Rear Seat Height Ranges Chart for Rear Seat Height ⑤ limitations.)

TRW14	TiLite SHADOW™	STD	
	<input type="checkbox"/> 20"(451)		
	<input type="checkbox"/> 22"(501)		
	<input type="checkbox"/> 24"(540)		
	<input type="checkbox"/> 25"(559) (Requires 15" minimum Seat Depth ⑥.)		
	<input type="checkbox"/> 26"(590) (Requires 15" minimum Seat Depth ⑥.)		

PERFORMANCE REAR WHEELS (See Rear Seat Height Ranges Chart for Rear Seat Height ⑤ limitations.)

TRW7	Spinergy SPOX <input type="checkbox"/> Black <input type="checkbox"/> Red <input type="checkbox"/> Blue <input type="checkbox"/> White	\$845	
	<input type="checkbox"/> 22"(501) - Std. Hub		
	<input type="checkbox"/> 24"(540) - Std. Hub		
	<input type="checkbox"/> 25"(559) - Std. Hub (Requires 15" minimum Seat Depth ⑥.)		
	<input type="checkbox"/> 26"(590) - Sport Hub (Requires 15" minimum Seat Depth ⑥. Not available with Quad Release Axles.)		
TRW8	Spinergy LX <input type="checkbox"/> Black <input type="checkbox"/> Red <input type="checkbox"/> Blue <input type="checkbox"/> White <input type="checkbox"/> Bright Orange <input type="checkbox"/> Flamingo Pink <input type="checkbox"/> Purple	\$1,060	
	<input type="checkbox"/> 22"(501) - Std. Hub		
	<input type="checkbox"/> 24"(540) - Std. Hub		
	<input type="checkbox"/> 25"(559) - Std. Hub (Requires 15" minimum Seat Depth ⑥.)		
	<input type="checkbox"/> 26"(590) - Sport Hub (Requires 15" minimum Seat Depth ⑥. Not available with Quad Release Axles.)		
TRW16	Spinergy Carbon Blade (Not available with Heavy Duty Frame, Natural-Fit or Natural-Fit LT with Standard Grip or Super Grip.)	\$1,480	
	<input type="checkbox"/> 24"(540)		
	<input type="checkbox"/> 25"(559) (Requires 15" minimum Seat Depth ⑥.)		

TiLite TR TRN Order Form

Effective November 15, 2019 (New Items in Red)

DUAL-TUBE RIGID FRAME

Page 6 of 8

CUSTOM CONFIGURATION OPTIONS

TRW17	X-Core Mag (Not available with Heavy Duty Frame, Short Tabs, Quad Release Axles, Spoke Guards or Omit Handrims Option. Requires Aluminum Silver Anodized Handrims.)	\$60
	<input type="checkbox"/> 20"(451)	
	<input type="checkbox"/> 22"(501)	
	<input type="checkbox"/> 24"(540)	

AXLES

TAXL1	<input type="checkbox"/> Stainless Quick Release	STD
TAXL2	<input type="checkbox"/> Titanium Quick Release	\$255
TAXL3	<input type="checkbox"/> Quad Release (Not available with Mag or 26"(590) Spinergy Spox or LX Rear Wheels.)	\$155

PNEUMATIC REAR TIRES

TRTR1	<input type="checkbox"/> Treaded (Not available with 25"(559) or 20" (451) Rear Wheels.)	STD
TRTR2	<input type="checkbox"/> Airless Inserts (Not available with Spinergy Carbon Blade Rear Wheels.)	\$90
TRTR3	<input type="checkbox"/> 25"(559) Primo Treaded (Standard with 25"(559) Rear Wheels.)	STD
TRTR4	<input type="checkbox"/> Primo Slick	NCO
TRTR30	<input type="checkbox"/> 24"(540), 25"(559) and 26"(590) Primo Sentinel	\$125
TRTR8	<input type="checkbox"/> 24"(540), 25"(559) and 26"(590) Schwalbe® Marathon Plus Evolution	\$140
TRTR9	<input type="checkbox"/> 24"(540) and 25"(559) Schwalbe® Slick	\$145
TRTR24	<input type="checkbox"/> 24"(540) Kenda Kobra Knobby	\$95

E2213

SOLID REAR TIRES (Not available with Spinergy Carbon Blade Rear Wheels.)

TRTR22	<input type="checkbox"/> 20"(451), 22"(501), 24"(540) and 25"(559) Primo Express	\$110
TRTR23	<input type="checkbox"/> 24"(540) and 25"(559) Primo Active	\$135

HANDRIMS

Handrims by OUT-FRONT®

TRIM1	<input type="checkbox"/> Aluminum – Silver Anodized	STD
TRIM21	<input type="checkbox"/> Aluminum – Black Anodized (Not available with 20"(451) Rear Wheels.)	NCO
TRIM12	<input type="checkbox"/> Titanium – Satin Finish (Not available with 20"(451) or 22"(501) Rear Wheels, or 24"(540) Knobby tires.)	\$470
TRIM10	<input type="checkbox"/> The Surge (All-In-One Oval with Gription™ Strip, Larger Profile) (Not available with 20"(451) Rear Wheels.)	\$400
TRIM11	<input type="checkbox"/> The Surge LT (All-In-One Oval with Gription™ Strip, Smaller Profile) (Not available with 20"(451) Rear Wheels.)	\$430
TRIM20	<input type="checkbox"/> Q-Grip (Exclusive High-Friction, Anti-Slip Coating) (Not available with 20"(451) Rear Wheels.)	\$330
The Natural-Fit® (Original, Larger Profile) (Not available with 20"(451) Rear Wheels.)		
TRIM14	<input type="checkbox"/> Standard Grip (Not available with Short Tabs or Spinergy Carbon Blade Rear Wheels.)	\$395
TRIM15	<input type="checkbox"/> Super Grip (Not available with Short Tabs or Spinergy Carbon Blade Rear Wheels.)	\$430
TRIM16	<input type="checkbox"/> Without Thumb Grip	\$360

The Natural-Fit® LT (Reduced Weight, Smaller Profile) (Not available with 20"(451) Rear Wheels.)

TRIM17	<input type="checkbox"/> Standard Grip (Not available with Short Tabs or Spinergy Carbon Blade Rear Wheels.)	\$415
TRIM18	<input type="checkbox"/> Super Grip (Not available with Short Tabs or Spinergy Carbon Blade Rear Wheels.)	\$475
TRIM19	<input type="checkbox"/> Without Thumb Grip	\$390

Additional Handrim Options

TRIM5	<input type="checkbox"/> Plastic Coated – Black	\$160
TRIM22	<input type="checkbox"/> Omit Handrims	NCO

Tab Length

TRIM7	<input type="checkbox"/> Long Tabs	STD
TRIM8	<input type="checkbox"/> Short Tabs (Not available with Mag Rear Wheels or The Natural-Fit® Handrims with Thumb Grip.)	\$25

WHEEL LOCKS

Wheel Locks by OUT-FRONT®

TWLK7	<input type="checkbox"/> Compact Composite Push to Lock (Available with .75" to 1.5" Rear Wheel Spacing ① only.)	NCO
TWLK8	<input type="checkbox"/> Compact Composite Pull to Lock (Available with .75" to 1.5" Rear Wheel Spacing ① only.)	NCO
TWLK10	<input type="checkbox"/> Extension Handles for Compact Composite Push/Pull to Lock	\$85
TWLK9	<input type="checkbox"/> Composite Scissor Lock	\$145

E0961

Additional Wheel Locks

TWLK3	Uni-Lock Set At: <input type="checkbox"/> Push OR <input type="checkbox"/> Pull	\$165
TWLK4	<input type="checkbox"/> Extension Handles for Uni-Lock	\$85
TWLK15	<input type="checkbox"/> Grade Aids Push to Lock (Not available with solid rear tires)	\$175

E0961

E0974

SIDE GUARDS

Aluminum

TSDG2	<input type="checkbox"/> Rigid Removable	<input type="checkbox"/> Small OR <input type="checkbox"/> Std	\$200
TSDG3	<input type="checkbox"/> Quad Removable w/Hole	<input type="checkbox"/> Small OR <input type="checkbox"/> Std	\$215
TSDG4	<input type="checkbox"/> Fold Down Rigid	<input type="checkbox"/> Small OR <input type="checkbox"/> Std (Not available with Ergonomic Seat.)	\$335
TSDG6	<input type="checkbox"/> Fendered Adjustable (Available with 24" and 25" Rear Wheels. Requires Rear Seat Height ② of 14.5" to 18.5".)		\$335

TiLite TR TRA Order Form

Effective November 15, 2019 (New Items in Red)

DUAL-TUBE RIGID FRAME

Page 7 of 8

CUSTOM CONFIGURATION OPTIONS

Carbon Fiber

TSDG7	<input type="checkbox"/> Rigid Removable	<input type="checkbox"/> Small OR <input type="checkbox"/> Std.	\$310	
TSDG8	<input type="checkbox"/> Quad Removable w/Hole	<input type="checkbox"/> Small OR <input type="checkbox"/> Std.	\$320	
TSDG9	<input type="checkbox"/> Fold Down Rigid	<input type="checkbox"/> Small OR <input type="checkbox"/> Std. (Not available with Ergonomic Seat or Carbon Edition.)	\$460	
TSDG11	<input type="checkbox"/> Fendered Adjustable (Available with 24" and 25" Rear Wheels. Requires Rear Seat Height ⓐ of 14.5" to 18.5").		\$565	
TSDG12	<input type="checkbox"/> NEW Fendered Removable		\$455	

Available on Aluminum and Carbon Fiber Non-Fendered Side Guards

TSDG13	<input type="checkbox"/> Side Guards Custom Cut to Profile of Rear Wheels.	\$315	
--------	--	-------	--

ARMRESTS (Desk Arms come with built-in Side Guards.)

TARM1	Swing Away Tubular <input type="checkbox"/> 6.5" to 9.5" OR <input type="checkbox"/> 9.5" to 12.5" (Not Available with Non-Folding, Fixed Height Titanium Seat Back or Height Adjustable Push Handles.)	\$225	E0973
TARM4	<input type="checkbox"/> Swing Away - Flip Back Tubular 8.5" to 11.5" (Not Available with Non-Folding, Fixed Height Titanium Seat Back.)	\$315	E0973
TARM2	Removable Height Adjustable Desk Arm with Rigid Side Guard (Requires 14" minimum Seat Depth ⓑ . Not available with Ergonomic Seat.)	\$335	E0973
	<input type="checkbox"/> 9" to 12" OR <input type="checkbox"/> 12" to 15"		
	<input type="checkbox"/> Standard Length Pad (10") OR <input type="checkbox"/> Full Length Pad (14")		
TARM3	Removable Height Adjustable Desk Arm with Rigid Side Guard and Transfer Loop (Requires 15" minimum Seat Depth ⓑ . Not Available with Ergonomic Seat.)	\$375	E0973
	<input type="checkbox"/> 9" to 12" OR <input type="checkbox"/> 12" to 15"		
	<input type="checkbox"/> Standard Length Pad (10") OR <input type="checkbox"/> Full Length Pad (14")		

Available Armrest Option

TARM5	<input type="checkbox"/> Covered in Black Ultrasuede (Not available with Desk Arms).	\$110	
-------	--	-------	--

SEAT BELTS

TBLT1	<input type="checkbox"/> Velcro Adjustable, Black Nylon Webbing.	\$55	E0978
TBLT2	<input type="checkbox"/> Bodypoint® 2" Push-Button Buckle (Auto-Style.)	\$95	E0978
TBLT4	<input type="checkbox"/> Bodypoint® 1" Wide Push-Button Buckle Padded (Auto-Style.) (Not available with 19" or 20" Rear Seat Widths Ⓐ .)	\$180	E0978
TBLT5	<input type="checkbox"/> Bodypoint® 1.5" Wide Push-Button Buckle Padded (Auto-Style.) (Not available with 19" or 20" Rear Seat Widths Ⓐ .)	\$170	E0978
TBLT10	<input type="checkbox"/> Bodypoint® Optional Band Clamp Mounting Hardware.	\$20	K0108
TBLT16	<input type="checkbox"/> Bodypoint® EvoFlex® Pelvic Stabilizer Push Button.	\$185	E0978

CALF STRAP

TCLF2	Velcro Adjustable.	\$40	K0038
	<input type="checkbox"/> Small (Recommended for 9" - 12" Footrest Widths.)		
	<input type="checkbox"/> Medium (Recommended for 11" - 15" Footrest Widths.)		
	<input type="checkbox"/> Large (Recommended for 14" - 17" Footrest Widths.)		
	<input type="checkbox"/> Xtra Large (Recommended for 16" - 19" Footrest Widths.)		
TCLF3	Bodypoint® Padded Velcro Adjustable.	\$100	K0038
	<input type="checkbox"/> Medium (Recommended for 11"- 15" Footrest Widths.)		
	<input type="checkbox"/> Large (Recommended for 16"- 19" Footrest Widths.)		
TCLF1	<input type="checkbox"/> Buckle Adjustable, Black Nylon Webbing.	\$30	K0038

RESIDUAL LIMB SUPPORT

TRSL1	<input type="checkbox"/> Residual Limb Support <input type="checkbox"/> Left OR <input type="checkbox"/> Right (8" width x 10" length).	\$395	E1020
TRSL2	<input type="checkbox"/> Residual Limb Support Pair (8" width x 10" length).	\$790	E1020

BACKPACK

TBCK3	<input type="checkbox"/> Permobil Medical Necessities Backpack.	\$95	
-------	---	------	--

SEAT POUCH

TPCH3	<input type="checkbox"/> Permobil Medical Necessities Seat Pouch.	\$60	
TPCH4	<input type="checkbox"/> Bodypoint® Mobility Bag.	\$100	

SPOKE GUARDS

TGRD1	<input type="checkbox"/> Clear Lexan with TiMotion Logo (Not available with Mag Rear Wheels.)	\$135	K0065
-------	---	-------	-------

ANTI-TIPS

TTIP1	<input type="checkbox"/> Rear Aluminum - Black.	\$160	E0971
TTIP2	<input type="checkbox"/> User Friendly Flip-up.	\$335	E0971

ACCESSORIES

TUEST1	Upper Extremity Support Tray <input type="checkbox"/> 12" to 14" OR <input type="checkbox"/> 13" to 15" Seat Widths Ⓐ (Requires Armrests.)	\$290	E0950
TLUG1	<input type="checkbox"/> Luggage Carriers.	\$145	
TMPCT2	<input type="checkbox"/> Black Neoprene Impact Guards with Ultrasuede Stripe	\$105	
TCH1	<input type="checkbox"/> Crutch Holder.	\$225	E2207
TAFP1	4" Logo Patch <input type="checkbox"/> Army <input type="checkbox"/> Navy <input type="checkbox"/> Air Force <input type="checkbox"/> Marines.	\$105	


TiLite TR TRA Order Form

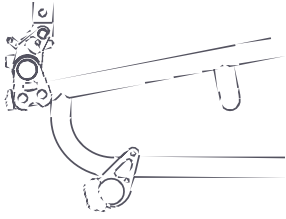
Effective November 15, 2019 (New Items in Red)

DUAL-TUBE RIGID FRAME


Page 8 of 8

FRAME NOTES

The rear frame for a TR will be square when the Center of Gravity  measurement is less than 3.5". TRA will always be a Rounded Rear Frame.



A. Round Rear Frame



B. Square Rear Frame

GENERAL

More options and frame modifications may be available through our Creative Mobility Division! Please contact customer service for details or [click here](#) to view options.

Permobil manufactures TiLite manual wheelchairs in a wide variety of configurations to meet the varied needs of wheelchair users. The final selection of a particular model, its options and accessories, and its measurements rests solely with the wheelchair user and advising healthcare professional. These wheelchairs must be fitted by a qualified healthcare professional. HCPCS Codes are for reference purposes only. Actual coding and coverage varies by payer. Proper HCPCS coding is not a guarantee of payment. Please verify the appropriate payer's coverage policy.

Get the latest order forms at permobilus.com. Prices, standard features, options and accessories are subject to change without notice. All rights reserved. Trademarks are identified by symbols™ and ®. TiLite, TiFit, the TiLite logo, Ti, the Ti logo, and TiShaft are registered trademarks of TiSport, LLC and are licensed to Permobil. Permobil® is a registered trademark of Permobil. Adobe®, Acrobat®, Acrobat Professional® and Reader® are registered trademarks of Adobe Systems Inc. Bodypoint® is a registered trademark of Bodypoint Inc. Kenda® is a registered trademark of Kenda Rubber Industrial Co. Ltd. ROHO®, AGILITY®, Low Profile® and Quadro Select® are registered trademarks of ROHO Inc. Schwalbe® is a registered trademark of Ralf Bohle GmbH. The Natural-Fit® and Out-Front® are registered trademarks of Three Rivers Holdings, LLC. The ACTA-BACK®, ACTA-EMBRACE™, COMFORT-TEK™, COMPASS®, CURVE®, ELEMENTS®, and STRETCH AIR™ are registered trademarks of THE COMFORT COMPANY® and are licensed to Permobil. Q'Straint® is a registered trademark of Q'Straint Inc.

NOTES

QUOTE THIS CHAIR

If you are using Adobe Acrobat, this order form may be converted into a quote request or into an order by clicking one of the buttons (this feature is available exclusively to Permobil dealers and distributors). A Quote or an Order Confirmation will be sent to you within 24 hours.

ORDER THIS CHAIR